
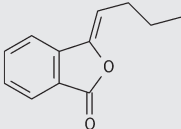
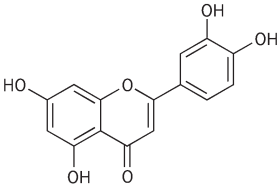
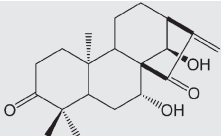
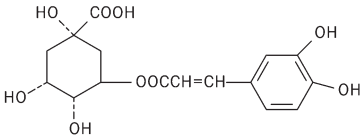
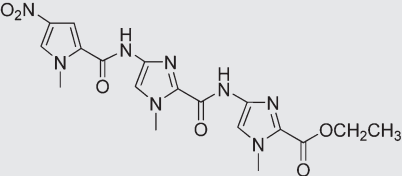
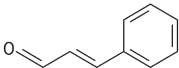


APS Pharma-shelf for This Issue

Generic name	Chemical name	Chemical structure	Novel effects and/or mechanisms	Page No
	1-Octacosanol (Octacosanol)		❖ Protecting against 6-hydroxy-dopamine-induced Parkinsonism in rats via regulation of ProNGF and NGF signaling	765–774
	3-Butylidene-4,5-dihydrophthalide (Z-ligustilide, LIG)		❖ Potent anti-inflammatory effect on microglia through NF-κB pathway inhibition	791–797
	2-(3,4-Dihydroxyphenyl)-5,7-dihydroxy-4-chromenone (Luteolin)		❖ Attenuating LPS-induced acute lung injury in mice via inhibiting MEK/ERK and PI3K/Akt pathways in neutrophils	831–838
	ent-7,14S-Dihydroxy-16-kaurene-3,15-dione (Leukamenin F)		❖ Suppressing liver fibrosis by inhibiting both hepatic stellate cell proliferation and extracellular matrix production	839–848
	3-O-caffeoylquinic acid (Chlorogenic acid)		❖ Inducing degranulation in guinea pig peritoneal mast cells and RBL-2H3 cells, which may be related to its anaphylactoid reactions	849–854
	ethyl 1-methyl-4-(1-methyl-4-(1-methyl-4-nitro-1H-pyrrole-2-carboxamido)-1H-imidazole-2-carboxamido)-1H-imidazole-2-carboxylate (SL-A92)		❖ Blocking the development of resistance in SC5314 strain through down-regulation of CDR1 and CDR2	855–860
	trans-cinnamaldehyde		❖ Cytotoxic effects on human leukemia K562 cells via inducing apoptosis ❖ Synergizing the cytotoxicity of CIK cells against K562 cells	861–866